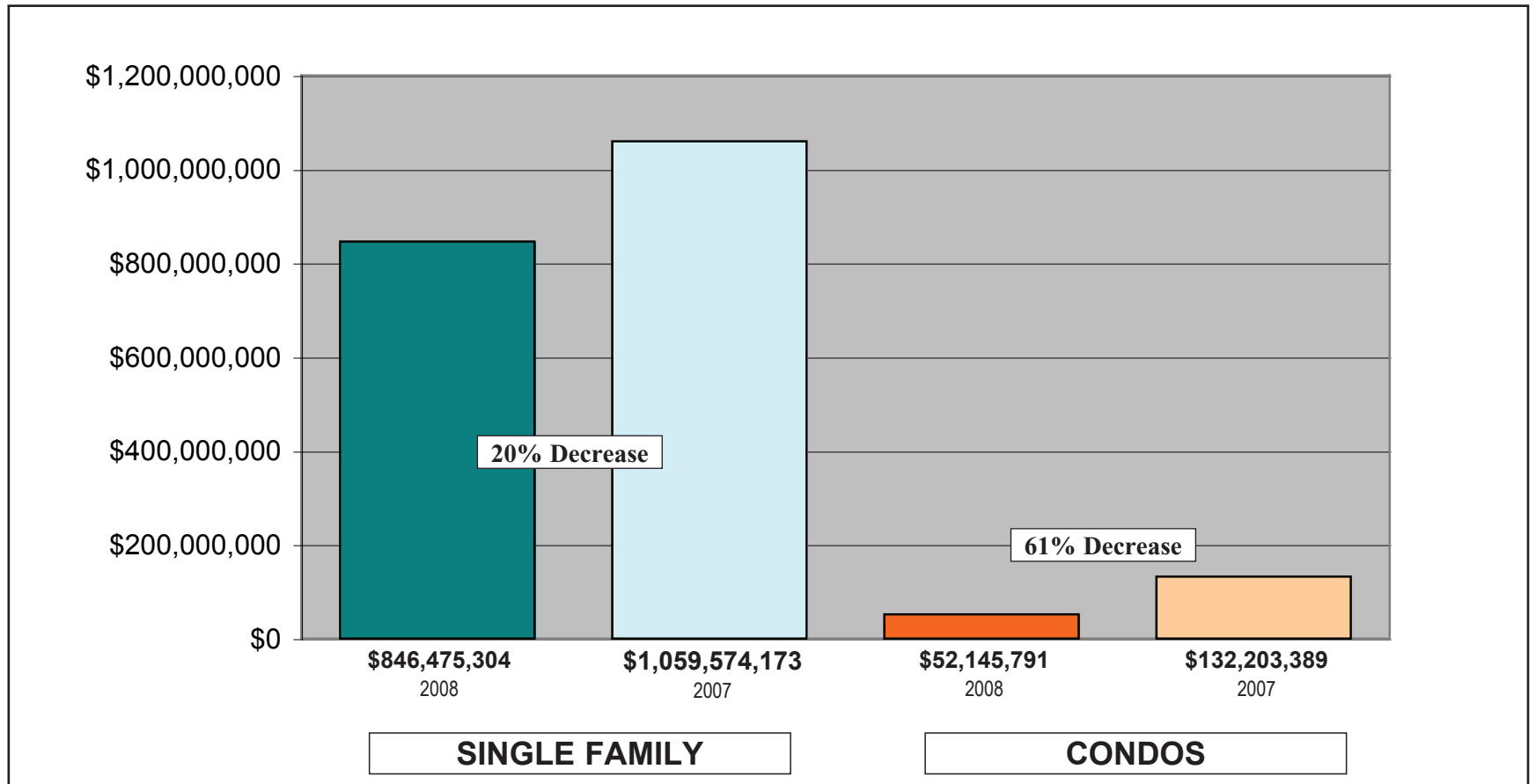


# RENO SPARKS

## SALES VOLUME 2008 vs 2007

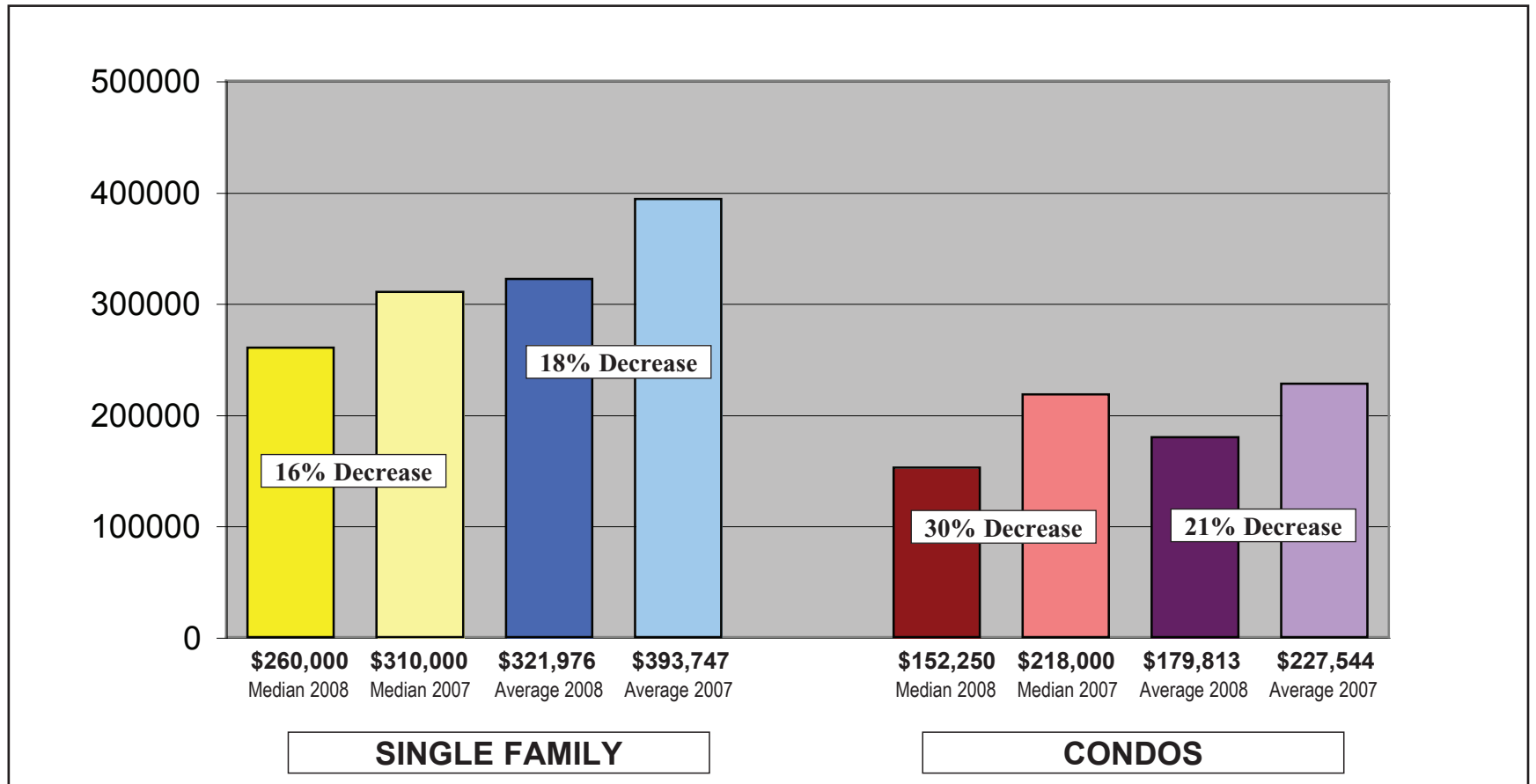
January 1 thru September 30



# RENO SPARKS

## MEDIAN & AVERAGE PRICE 2008 vs 2007

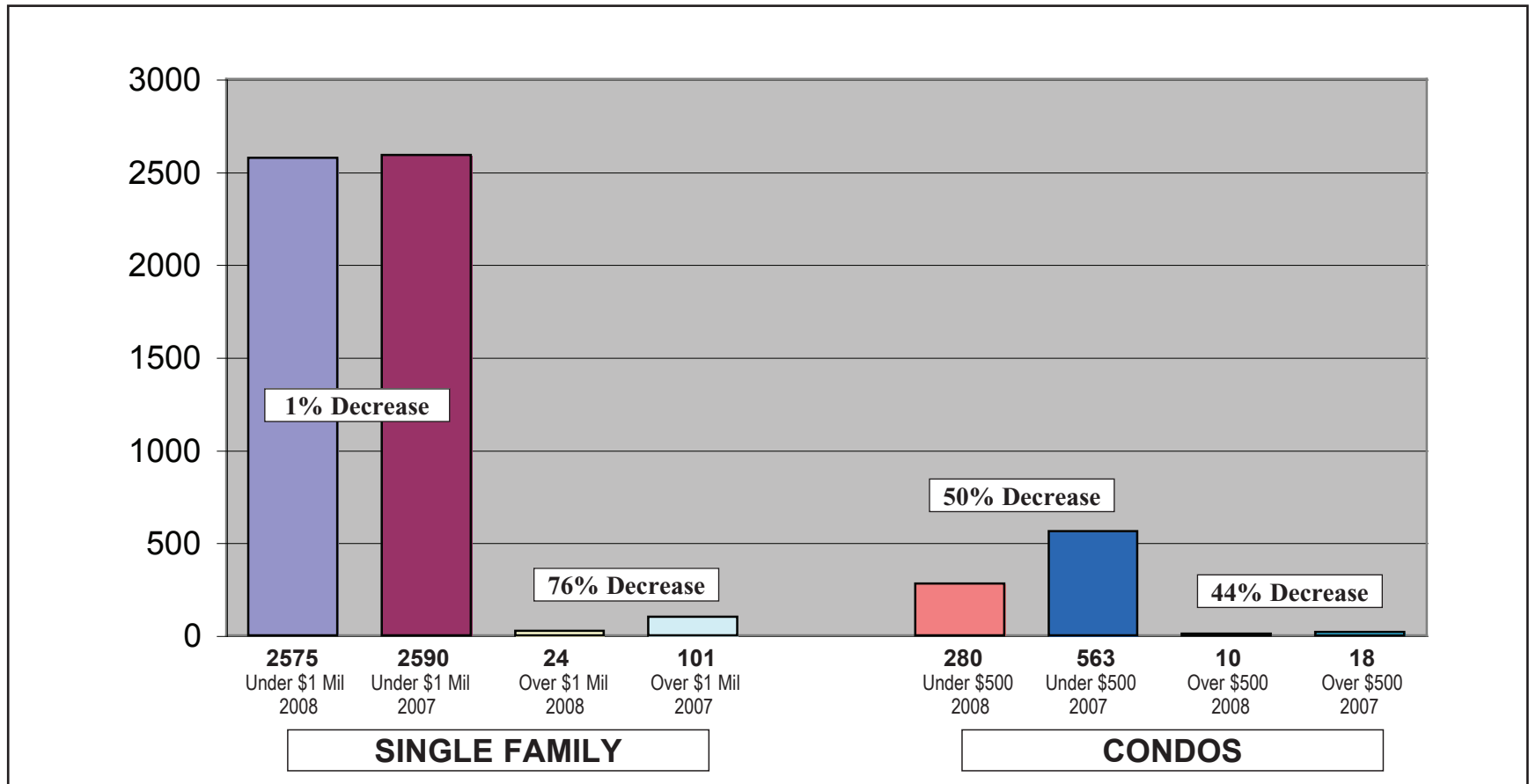
January 1 thru September 30



# RENO SPARKS

## UNITS SOLD 2008 vs 2007

### January 1 thru September 30



# CHASE INTERNATIONAL

## THIRD QUARTER REVIEW 2008 vs 2007

### January 1 thru September 30

#### SINGLE FAMILY

TOTALS RENO/SPARKS - Single Family	2008	2007	%
Volume	\$846,475,304	\$1,059,574,173	-20%
Units	2629	2691	-2%
Median Price	260,000	310,000	-16%
Average Price	321,976	393,747	-18%
Units Under \$1 Mil	2575	2590	-1%
Units Over \$1 Mil	24	101	-76%

RENO - Single Family	2008	2007	%
Volume	\$636,591,537	\$817,933,948	-22%
Units	1847	1926	-4%
Median Price	275,000	325,000	-15%
Average Price	344,662	424,680	-19%
Units Under \$1 Mil	1794	1826	-2%
Units Over \$1 Mil	53	100	-47%

SPARKS - Single Family	2008	2007	%
Volume	\$204,968,567	\$241,640,225	-15%
Units	767	765	0%
Median Price	245,000	287,000	-15%
Average Price	267,234	315,869	-15%
Units Under \$1 Mil	767	764	0%
Units Over \$1 Mil	0	1	-100%

#### CONDOS

TOTALS RENO/SPARKS - Condos	2008	2007	%
Volume	\$52,145,791	\$132,203,389	-61%
Units	290	581	-50%
Median Price (Average)	152,250	218,000	-30%
Average Price (Average)	179,813	227,544	-21%
Units Under \$500	280	563	-50%
Units Over \$500	10	18	-44%

RENO - Condos	2008	2007	%
Volume	\$43,909,056	\$110,466,135	-60%
Units	237	471	-50%
Median Price	160,500	230,000	-30%
Average Price	185,270	234,535	-21%
Units Under \$500	227	453	-50%
Units Over \$500	10	18	-44%

SPARKS - Condos	2008	2007	%
Volume	\$8,236,735	\$21,737,254	-62%
Units	53	110	-52%
Median Price	145,000	186,000	-22%
Average Price	155,410	197,611	-21%
Units Under \$500	53	110	-52%
Units Over \$500	0	0	0%

# CHASE INTERNATIONAL

## THIRD QUARTER REVIEW 2008 vs 2007

### January 1 thru September 30

#### SINGLE FAMILY

CARSON VALLEY - Single Family	2008	2007	%
Volume	\$129,737,739	\$168,635,623	-23%
Units	364	389	-6%
Median Price	295,000	375,000	-21%
Average Price	356,422	433,510	-18%
Units Under \$1 Mil	358	381	-6%
Units Over \$1 Mil	8	8	0%